

Institutional presentation



September 2023

somos a
marca mais
valiosa
da América Latina
e uma das mais
valiosas do mundo.

Brand Finance®
Ranking
Global
500
2023

#1 in Latin America

1 position up compared to 2022.
Position occupied by Corona beer in 2022.

+ 32% in Brand value

+5pts Brand strength

242 in the world

↑ 93 positions up compared to 2022.

Our regional presence

With 99 years of history, we are a full-service bank and the most valuable brand in Latin America with US\$8.7bn⁴.

We are in
18 countries



- Latam**
- Argentina ①②④
 - Brazil ①②③④
 - Chile ①②③④
 - Colombia ①②③④
 - Mexico ①
 - Panama ①④
 - Paraguay ①②③④
 - Peru ①
 - Uruguay ①②④

■ Universal Bank ■ Other operations

① Corporate & Investment Banking ② Asset Management ③ Private Bank ④ Retail

1. As of 1 Nov 23. | 2. Exchange rate: 5.068 BRL/USD. | 3. Management recurring ROE, management recurring income / average equity | 4. 2023 Brand finance ranking global 500 | 5. Source: Institutional presentation 3Q23 Itaú Unibanco Brazil.



Itaú Unibanco Brazil



US\$55.1bn¹
Market Value

US\$528.6bn²
Total Assets

	Consolidated	Brazil
ROE³	21.1%	22.0%
NIM	8.9%	9.7%
Efficiency	40.0%	37.9%

97.5K
Employees

42K+
ATM's

3.5K
Branches

Rest of the world

- Luxembourg ①
- Bahamas ①③
- Cayman ①②③
- Spain ①
- EEUU ①②③
- France ①
- Portugal ①③
- UK ①
- Switzerland ③

Best bank to work for in Brazil
and winner of LinkedIn's
Diversity Award



Itaú Chile is the bank most recommended by clients thanks to the principality focus on its business model.



229 Chile and Colombia branches

249 ATM's

Employees

5.0k Chile **2.3k** Colombia

US\$ 47.4bn²
Assets

US\$ 30.8bn²
Gross Loans



Among the most capitalized and liquid banks in Chile

	Consolidated	Chile
RoTE ³	9.2%	12.8%
CET 1	10.8%	10.6%
NSFR	115.6%	116.0%
LCR	171.3%	203.5%



BBB+ | S&P global


A3 | Moody's

AA+ | Humphreys

1. Source: Itaú Chile Sep 23. | 2. Exchange rate: 891.33 CLP/USD | 3. RoTE recurring return on tangible assets.

Stockholder's Composition

During the third quarter of 2023, there were no material changes in the shareholder structure of the Bank and its controlling companies.



1. Also a 94.5% shareholder of Itaú Securities Services, a company in liquidation. | 2. Itaú (Panama) with International License. | 3. The majority shareholder of Itaú Insurance Broker is Itaú in Chile. | 4. Includes 25,360,509 Shares owned by ITB Holding Brasil Participações Ltda. Under custody.

Itaú Colombia Key figures



September 23



#10 By asset size
Gross Loans market share is 3.1%¹.

62 Branches²

103 ATM's

2,028 Itaú Bank employees

182 Subsidiaries employees

NPS³
45% 2021 + 66% Jun 23

Customers
415K

Digitalization
63% NP

\$7.0bn
Total Assets

\$4.7bn
Net Loans

\$695.1m
Equity

\$6.0m
Net Income

Financial ratios

Non-Consolidated
CAR⁴
10.2% CET1
14.0% Total

Consolidated
CAR⁴
10.1% CET1
13.9% Total

Liquidity
296.9% IRL 30 days
110.4% CFEN⁵

Credit risk⁶
130.7% Coverage
4.5% PDL

Cost of Credit⁷
1.9% Sep 23
1.2% Sep 22

RoE
1.0%

Risk Ratings

BB stable | International
Fitch Ratings

AAA | Local
BRS&P

AAA | Local
Value & Risk

1. As of august 2023. | 2. Includes digital branches and cashier extensions. | 3. Net promoter score | 4. Capital AdequacyRatio. | 5. CFEN, Net stable funding ratio. | 6. PastDue Loans and Provisions / PDL >30 days. | 7. Net provisions/average gross portfolio. | 8. Exchange rate: \$4.053,76 COP/USD.

Itaú 5 years in Colombia

We defined a roadmap with **4 strategic pillars** to fulfill our purpose with customers and shareholders

Pillars	Objective Key Results – OKR's
 1 Sustainable growth	To growth efficiently and generate value for our shareholders in a sustainable way
 2 Customer centric	To offer a differentiated experience to our clients, in an efficient way according to our business and shareholders needs
 3 Simple & digital	To deliver a simple and omnichannel experience, leveraging diverse digital capabilities
 4 Culture & talent	To be a Top-Choice employer Brand for the best talent, for our Culture and professional environment



Sustainability - ESG



Model based on



Principles for Responsible Investment



FRIENDLY BIZ

An organizational structure to support the strategy

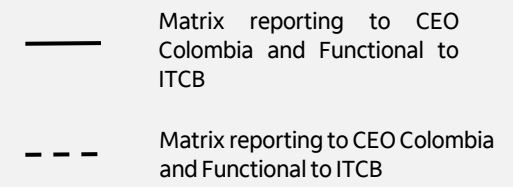


Board of directors Colombia
Chairman: Gabriel Moura

- Mónica Aparicio*
- Roberto Brigard*
- Diego Fresco
- Julián Acuña
- Eduardo Neves
- Mauricio Baeza

Audit Committee Colombia

- Mónica Aparicio
- Roberto Brigard Holguín
- Juan Echeverría González
- Diego Fresco



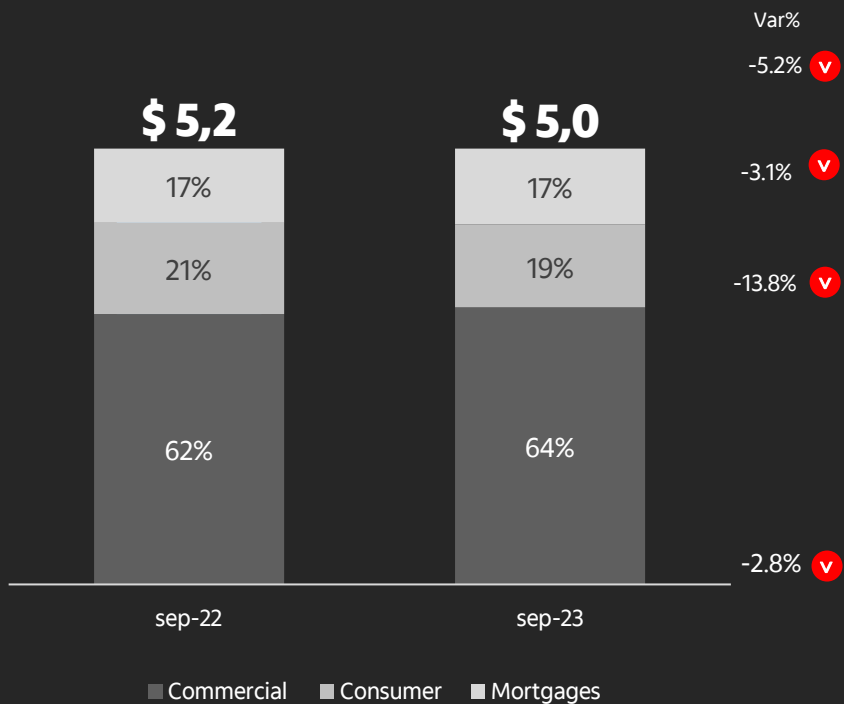
* Independent members under the terms set forth in Law 964 of 2005.

Key figures – Loan portfolio

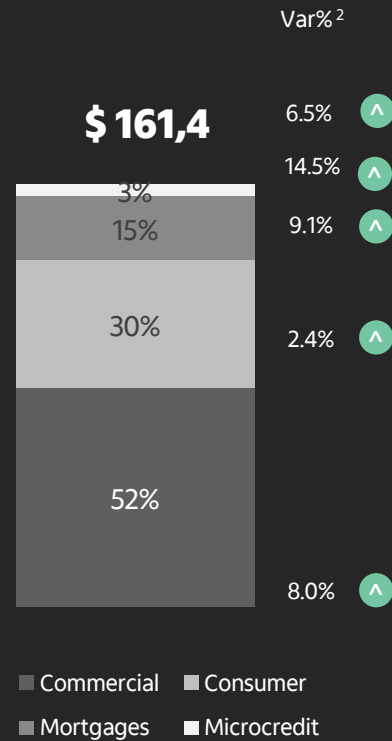
Gross Loans

Figures in USD billions

Itaú



Banks¹



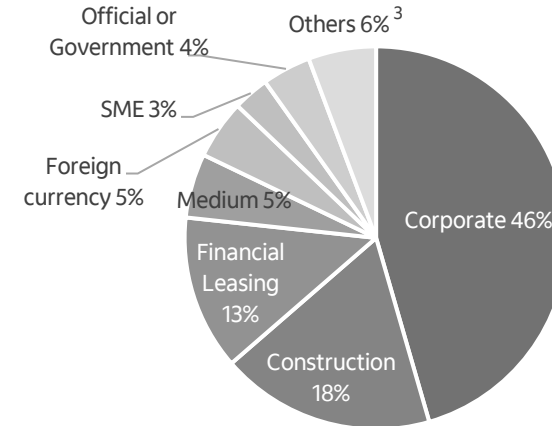
1. Source: cosechas, loan figures by types, SFC as of Aug 2023. | 2. Variation Aug 22 – Aug 23 | 3. Includes microenterprise, factoring and financial & institutional | 4. Includes housing leasing | 5. Mainly for revolving credit. | 6. Includes vehicle, revolving credit, low amount consumption, other consumption and employee consumption. | 7. Exchange rate: \$ 4.053,76 COP/USD

Itaú¹

\$3.2

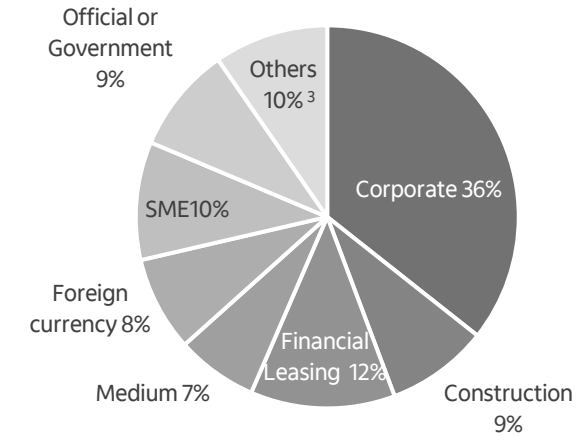
Commercial Loan portfolio by type

Figures in USD billions



Banks¹

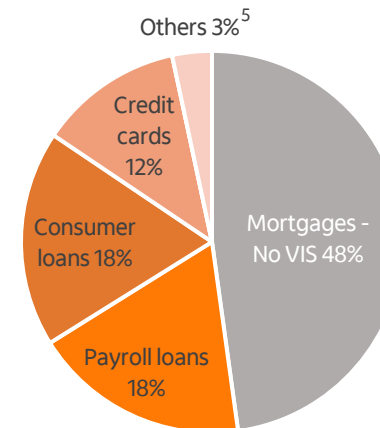
\$83.7



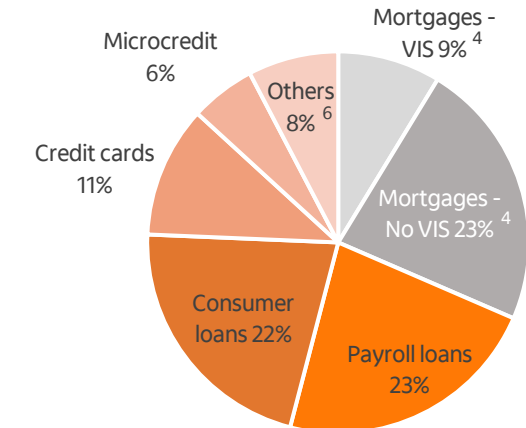
Consumer and mortgages Loans by type

Figures in USD billions

\$1.8



\$77.7



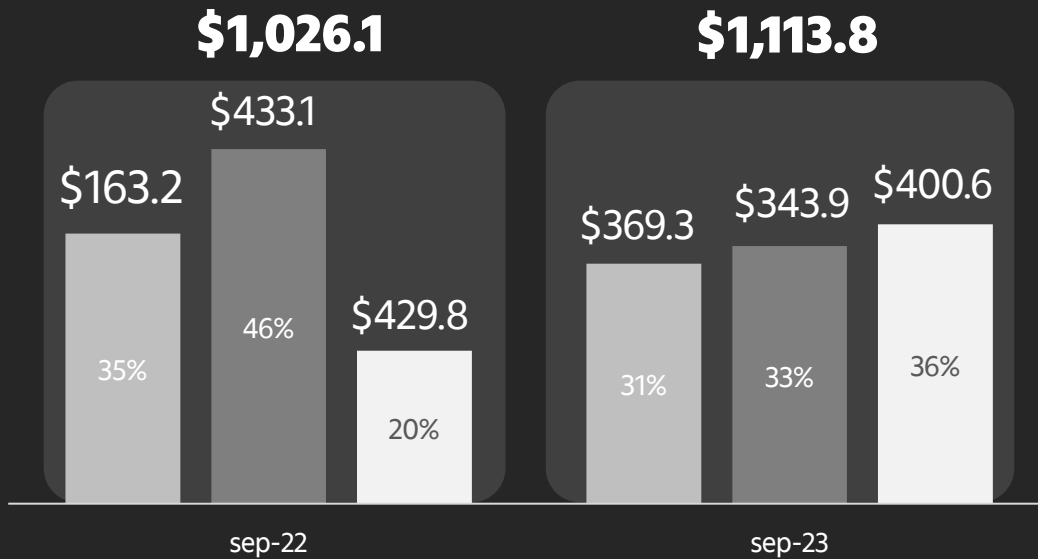
Investment and derivatives portfolio

Sep 23



Investments¹

USD millions



■ AFS ■ Trading ■ Held to maturity

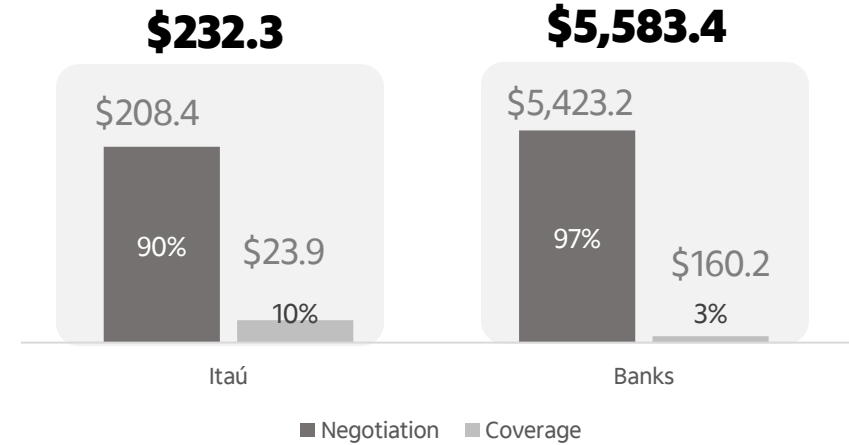
Investments **AFS** **Held to maturity** **Trading**

%YoY **8.6%** **126.3%** **-6.8%** **-20.6%**

Derivates²

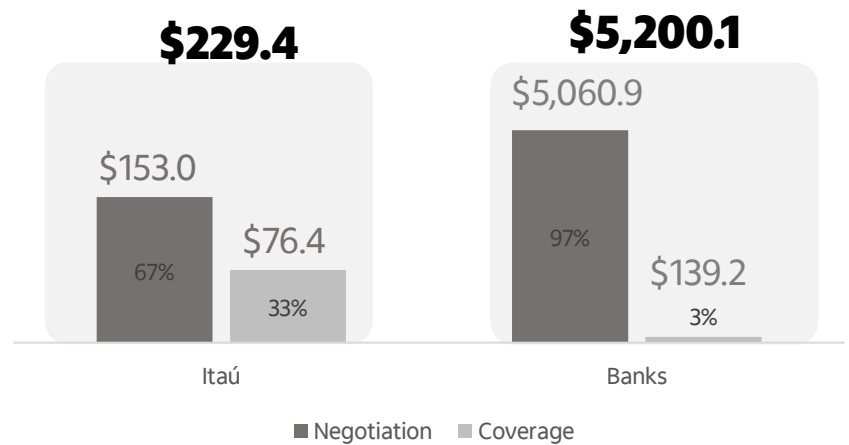
USD millions

Assets



■ Negotiation ■ Coverage

Liabilities



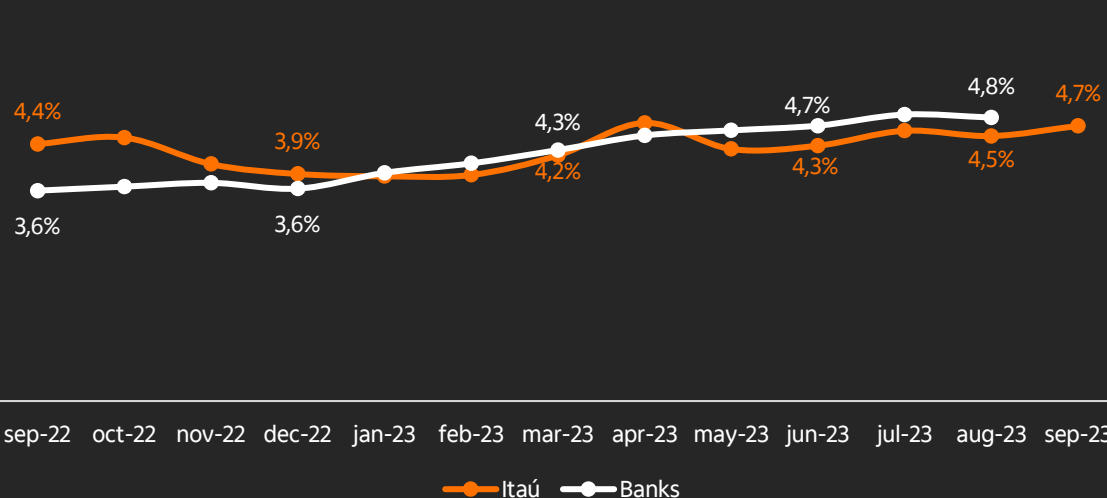
■ Negotiation ■ Coverage

1. Without subsidiaries. | 2. Source: SFC Aug 2023. | 3. Exchange rate: \$ 4.053,76 COP/USD

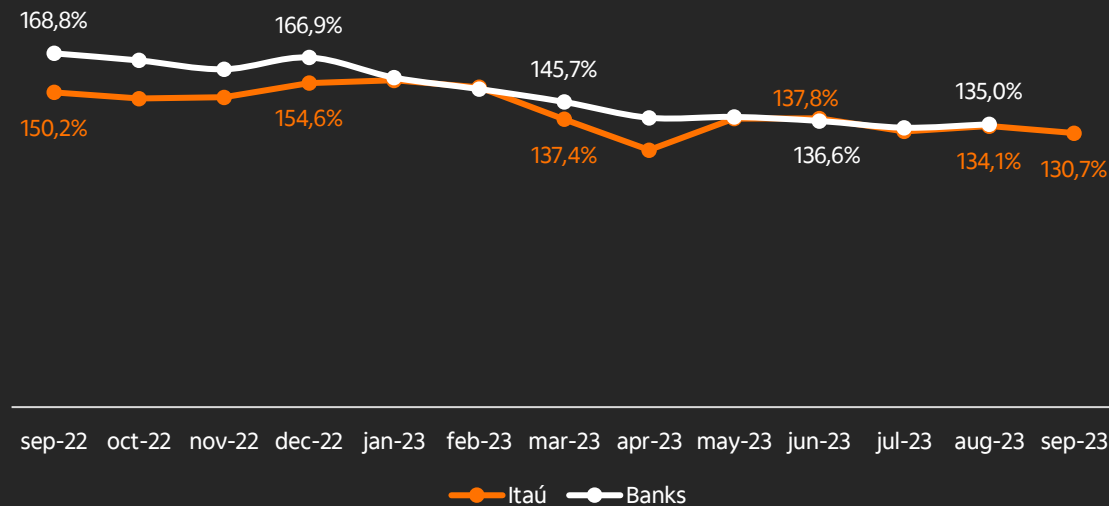
Credit Risk ratios



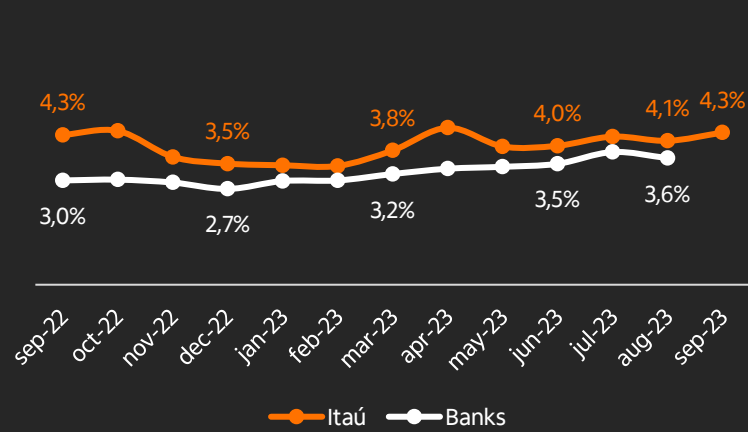
PDL 30+ (%)



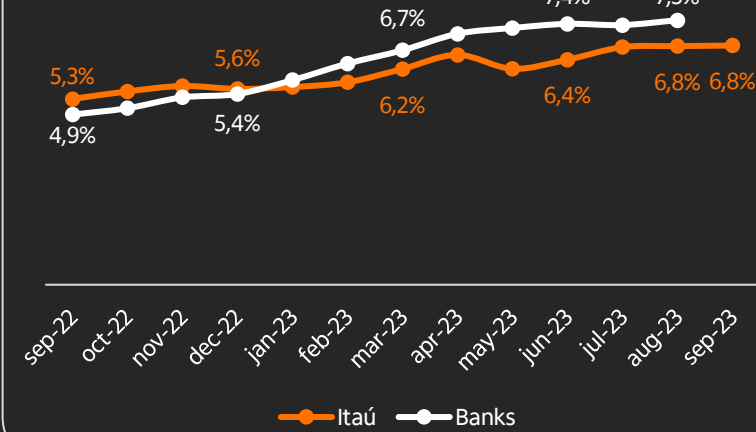
Coverage ratio 30+ (%)



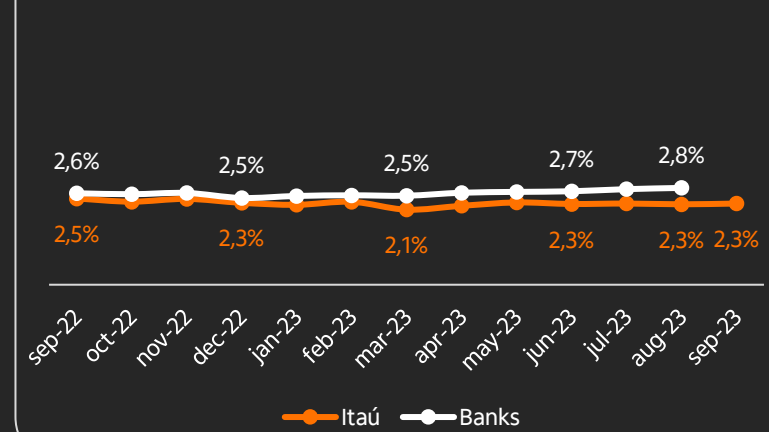
Commercial PDL 30+ (%)



Consumer PDL 30+ (%)



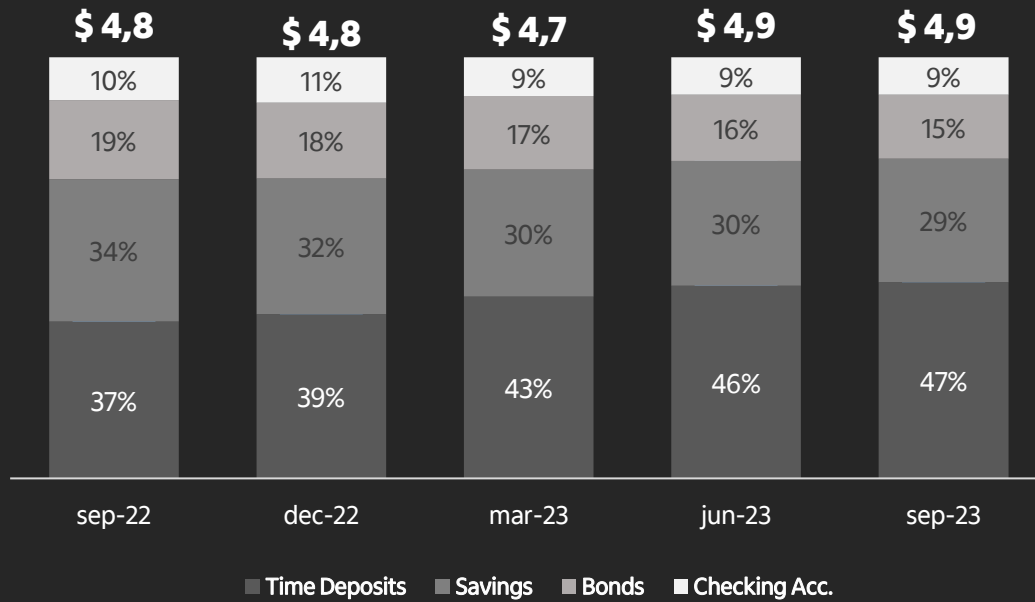
Mortgage PDL 120+ (%)




Funding

Deposits Itaú Colombia

Figures in USD billions

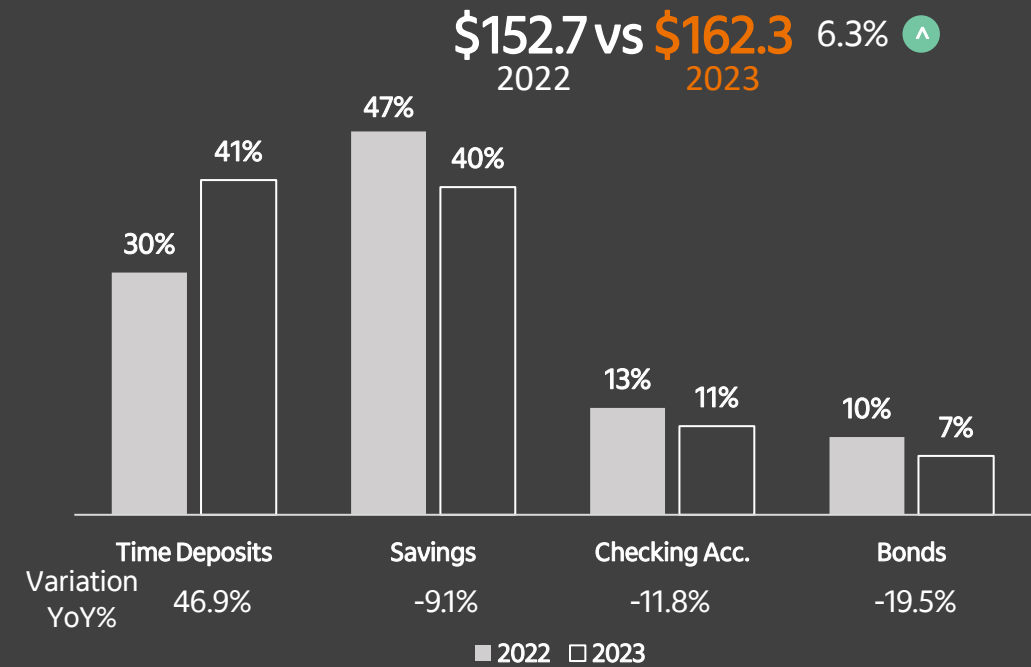


Var. % YoY



Banks funding¹

Figures in USD billions

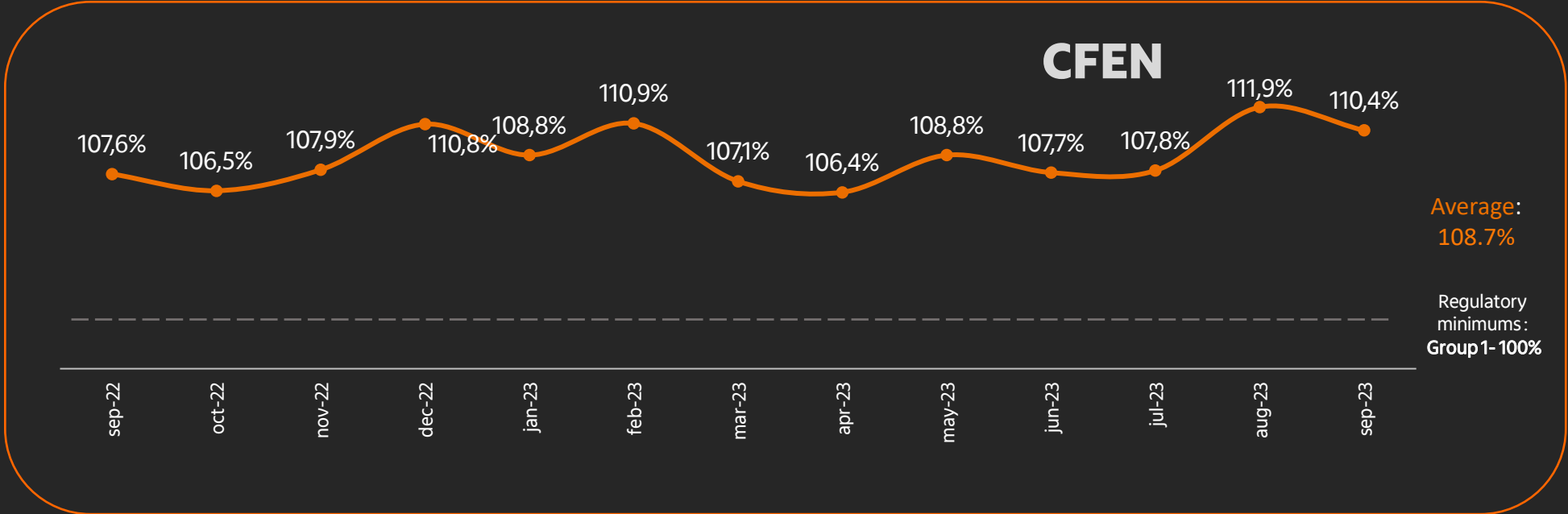
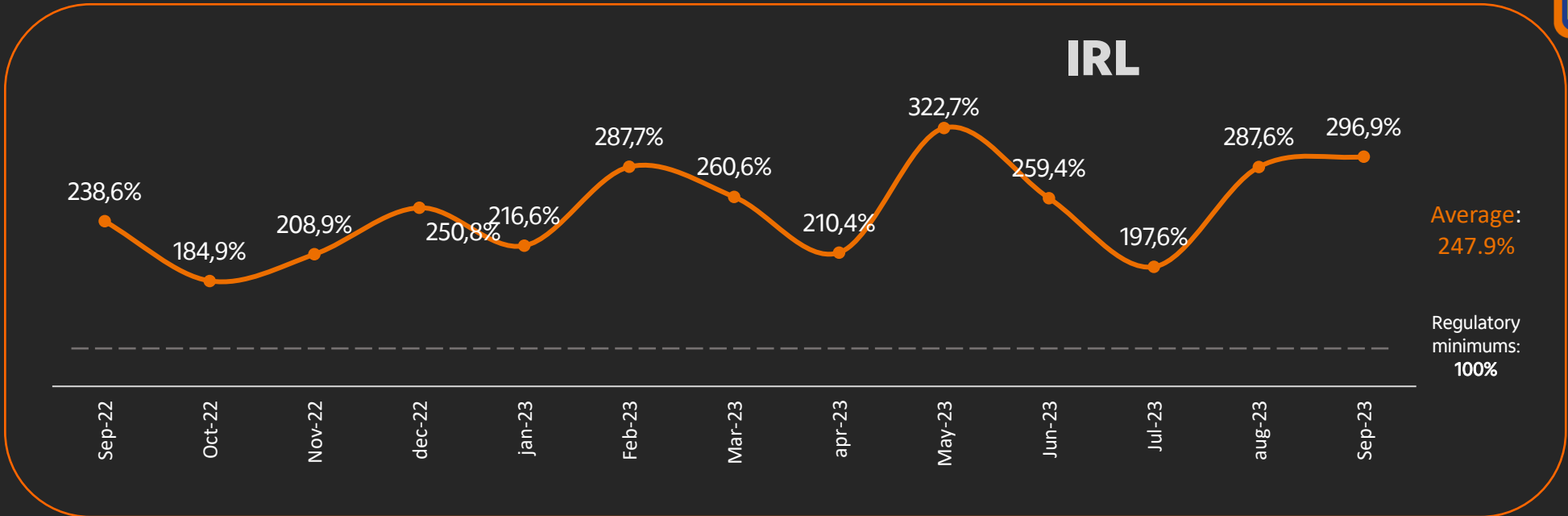


1. Source: Informes gerenciales SFC Aug 23. | Exchange rate: \$ 4.053,76 COP/USD

Liquidity

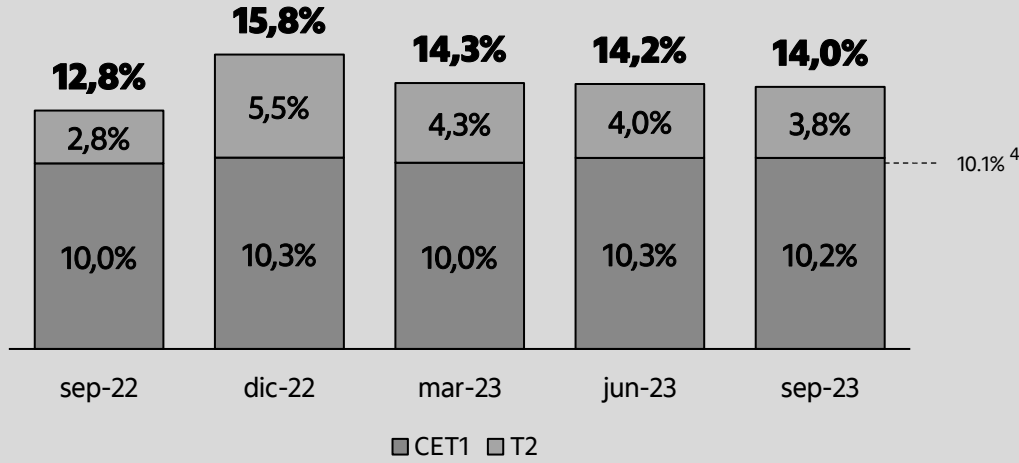
Robust liquidity management with an **average IRL above 247%** and an **CFEN above 108%**.

Above the regulatory minimums of 100% for both indicators

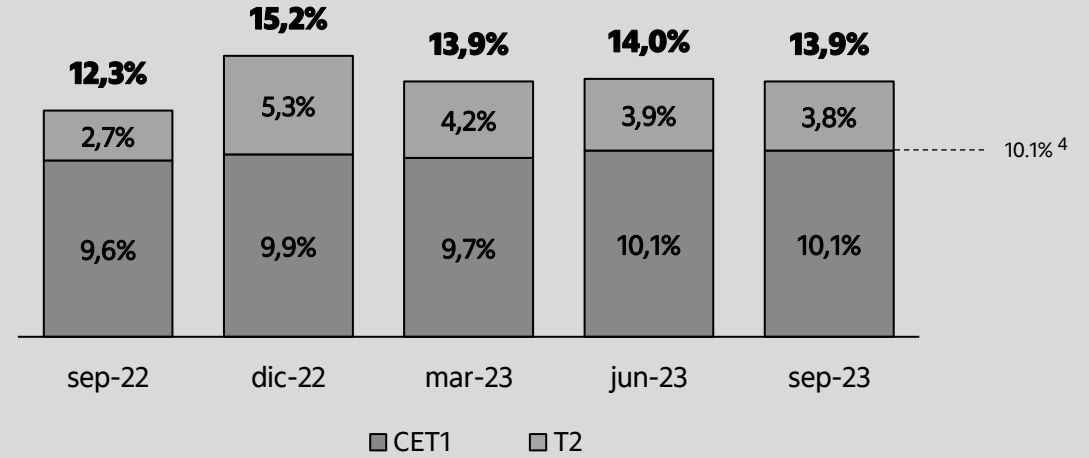


1. Itaú is part of Group 1 in the CFEN.

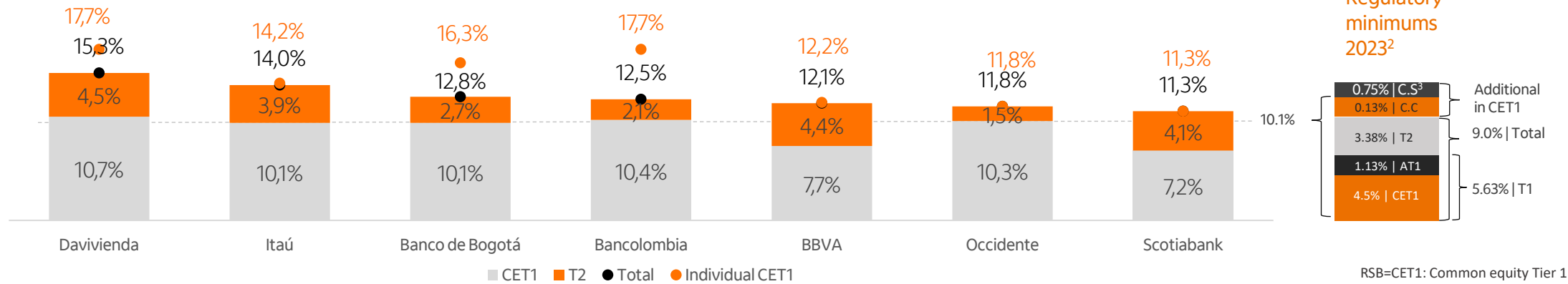
Non-consolidated Capital Adequacy



Consolidated Capital Adequacy



Benchmark Consolidated Adequacy Ratio¹



1. Information updated as of June 23.

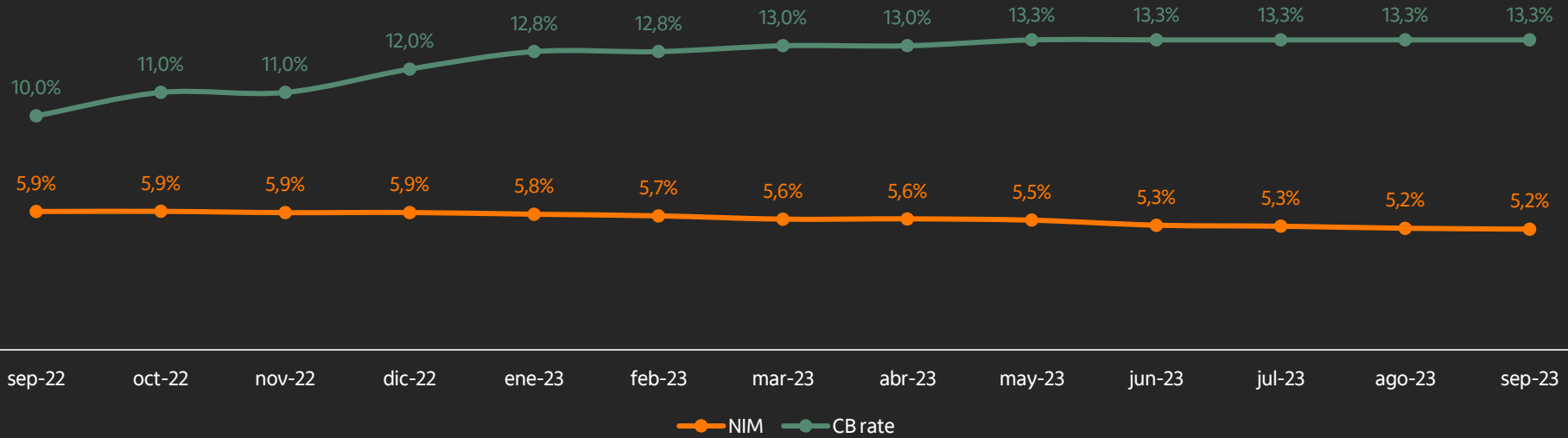
2. Regulatory minimums of capital adequacy ratios, according to the transition plan of EC 020/19 CBCF of the SFC for 2022 and Decree 2555/10 of the Min.Hacienda.

3. Applies only to Bancolombia, Davivienda, Banco de Bogotá and BBVA.

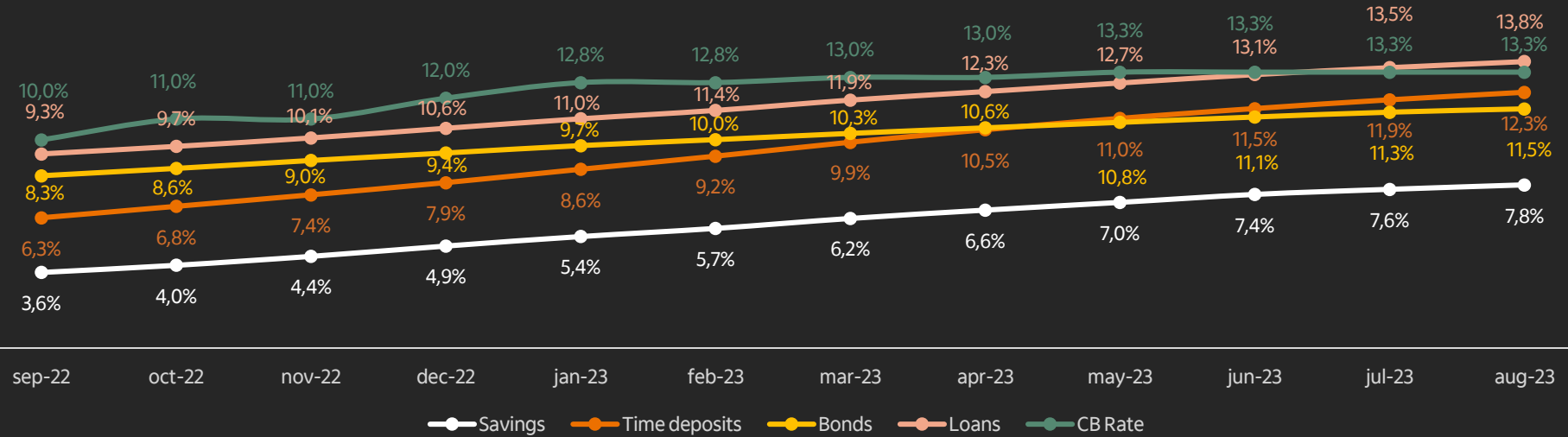
4. Regulatory minimums of capital adequacy ratios for 2023

RSB=CET1: Common equity Tier 1
PBA = AT1: Additional Tier 1
T1: CET1 + T1
PA = T2: Tier 2
C.C: Conservation Buffer
C.S: Systemic Buffer

NIM – Net Interest Marging



Implicit Rates

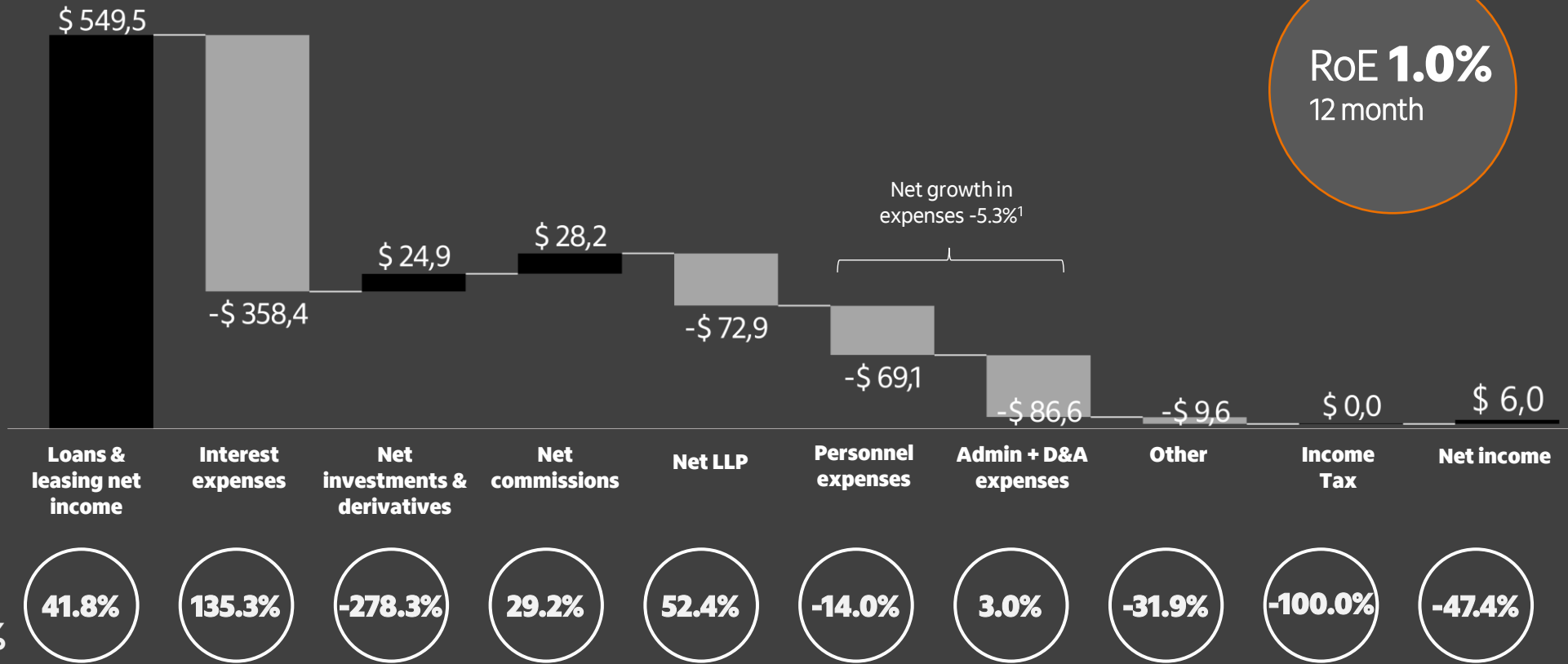


NIM = (Portfolio income - deposit expenses) / average 12-month gross loan portfolio. || Implied rates on a 12-month basis.

Profitability

P&L YTD sep 23 (USD millions)

RoE 1.0%
12 month



1. Variation Sep 22 – Sep 23. | 2. May 2022 non-recurring expense is isolated. | 3. Exchange rate: \$ 4.053,76 COP/USD

Investors Relations


www.itaú.co/grupo/relación-con-inversionistas

IR@itaú.co

 [Itaú Colombia | LinkedIn](#)

 [@ItaúColombia](#)

 [@Itaúcol](#)

 [@Itaú Colombia](#)

 [@Itaúcol](#)

 [@Itaúcol](#)